


RP 2.2

RokuPrint

screen printing machines



Screen printing machine RP 2.2

Universally usable screen printing machine
with various equipment for flat or rotary printing

e.g. standard version for flat printing:
with pneumatic squeegee mechanism PR 02
and adjustment table KO 04
(see picture)

Advantages:

- Latest technology for optimal printing results and consistent quality
- Universally useable (flat and rotary printing)
- Printing speed steplessly adjustable (drive system with controlled DC motors)
- Precise and low maintenance by the use of high-quality guiding elements
- Easy operation and quick set-up of new programs by teach-in-mode
- Adjustment of screen detachment in program mode
- Electronic counter
- Short set-up time due to memory function (25 individual programs)
- Quick and easy cleaning
- High printing performance (depending on operator / automation up to 1800 prints per hour)
- Space-saving and portable due to compact design
- Prepared for automated use

Technical data:

- max. printing size (L x W): approx. 700 x 320 mm
- max. space (machine foot to screen): 270 mm / 300 mm (with / without adjustment table KO 04)
- max. printing performance: approx. 1800 prints per hour (automated use)
- printing mechanism: pneumatic squeegee mechanism (separately adjustable)
- screen frames: Aluminum frame
- max. frame height: 40 x 40 mm
- max. recommended screen size (L x B): approx. 1000 x 500 mm
- power supply: 230 V / 50 Hz (Schuko plug)
- power consumption: 500 VA
- drive system: controlled DC Motors
- weight: approx. 120 kg
- dimensions (L x W x H): approx. 1220 x 750 x 800 mm


Control system:

- Manual control unit with text display
- Menu-assisted setting of printing stroke, screen detachment and screen lift up
- Adjustment of screen detachment in steps of 0,1 mm
- Variable printing speed
- Elektronik counter
- Interface for external control (START / STOP) for integration in a production line

perfect prints on objects

RP 2.2

Equipment



PR 02

Pneumatic squeegee mechanism

- with programmable printing axis
- printing and flood speed steplessly adjustable




KO 04

XYR - adjustment table (3-axes coordinate table)

- 3 x linear axes
- T-slots for mounting of work piece fixtures

Use: for the fine adjustment of the work piece to the screen

Mounting area: approx. 880 x 420 mm



FS 01


Adjustable side screen holders

- mounted on the printing axis
- alternative to the rear screen holder (standard)

Use: for lateral screen clamping and fine adjustment of the screen during flat printing

max. screen length: approx. 840 mm

max. frame height: 40mm



FS 01-VK

Adjustable side screen holders

- mounted on the printing axis
- screen holder guided on continuous square bar
- alternative to the rear screen holder (standard)


Use: for lateral screen clamping and fine adjustment of the screen during flat printing

max. screen length: approx. 840 mm

max. frame height: 40mm / 20mm (under square bar)

RP 2.2

Equipment



FS 01-E

Adjustable side screen holders

- mounted on the blue end caps of the printing axis
- screen holder guided on continuous square bar
- alternative to the rear screen holder (standard)

Use: for lateral screen clamping and fine adjustment of the screen during flat printing

max. screen length: approx. 1040 mm

max. frame height: 40mm / 20mm (under square bar)



FS 01-R


Adjustable side screen holders

- mounted on moveable rotary printing carriage
- guided in the profile of the printing axis
- alternative to the rear screen holder (standard)

Use: for lateral screen clamping and fine adjustment of the screen during flat or rotary printing

max. screen length: approx. 840 mm (flat printing) / ca.480 mm (rotary printing)

max. frame height: 40mm



SS 01

Side screen holders

- not adjustable
- mounted at the printing axis
- alternative to the rear screen holder (standard)
- only in combination with KO 04


Use: for lateral screen clamping during flat printing

max. screen length: approx. 840 mm

max. frame height: 40mm

RP 2.2

Equipment



SS 01-HD


Reinforced side screen holders

- not adjustable
- mounted at the printing axis
- with additional tie bar and extended U-profiles
- alternative to the rear screen holder (standard)
- only in combination with KO 04

Use: for lateral screen clamping during flat printing and additional reinforcement when using bigger squeegee widths

max. screen length: approx. 840 mm

max. frame height: 40mm



SS 01-HDR

Verstärkte Seitliche Siebhalterung

- not adjustable
- mounted at the printing axis
- with additional tie bar and extended U-profiles
- mounted on moveable rotary printing carriage
- alternative to the rear screen holder (standard)
- only in combination with KO 04 and PSK 02

Use: for lateral screen clamping during flat printing and additional reinforcement when using bigger squeegee widths

max. screen length: approx. 840 mm

max. frame height: 40mm



PSK 02

Pneumatic screen clamping


- clamping by 4 pneumatic short-stroke cylinders
- activation by hand valve
- 2 x rear stop and 1 x side stop for screen positioning
- only in combination with SS 01, FS 01, FS 01-...

Use: for quick and easy screen positioning and clamping in case of frequent changes

Frame height: by agreement, only one frame height possible

RP 2.2

Equipment



RD 02

Rotary printing system - single-color (without registration)

- incl. adjustable side screen holders **FS 01**
- rotary printing carriage and squeegee head looking
- without customized rotary printing device


Use: for single color printing of cylindrical or slightly conical parts

max. diameter: approx. 100 mm (printing on whole circumference) or bigger diameter with a max printing length of 300 mm

max. screen length: approx. 480 mm (frame profile 20 x 20 mm)

optional:

- universally adjustable roller block device **RB 02**
- extended printing axis **DA 1500** for max. diameter approx. 150 mm or max. printing length approx. 450 mm



RB 02

Roller block device

- universally adjustable
- base plate with slot for adjustment of component length
- 2 x roller block with bearings for adjustment of component diameter

Use: universal component holder for RD 02, for single color printing of cylindrical or slightly conical parts

optional:

- customized support rollers **KAR 02-KX**
- rear stop



KAR 02-KX

Customized support rollers

- made of plastic (POM) or brass
- according to customers specification / drawing

Use: for roller block device RB 02, for single color printing of cylindrical or slightly conical parts



RP 2.2

Equipment



RD 03

Rotary printing system - multi-color (with registration)

- incl. adjustable side screen holders **FS 01**
- rotary printing carriage and squeegee head looking
- gear and rack drive
- bearing block with rotary printing shaft
- without customized rotary printing device


Use: for multi-color printing of cylindrical or slightly conical parts with mechanical registration

max. diameter: approx. 100 mm (printing on whole circumference) or bigger diameter with a max printing length of 300 mm

max. screen length: approx. 480 mm (frame profile 20 x 20 mm)

optional:

- customized rotary printing device (for bearing block)
- extended printing axis **DA 1500** for max. diameter approx. 150 mm or max. printing length approx. 450 mm



VC 02-VD

Vacuum system

- vacuum plate made of anodized aluminum
plate size: (L x W x H): 850 x 400 x 45 mm
suction area: 780 x 330 mm
- with drilled holes D = 1,5 mm / pattern 15 mm
- fixing on adjustment table KO 04
- vacuum generation by integrated pump (compressed air)
- vacuum activation automatically with the printing cycle, or manually by hand valve


Use: for printing on flat and air-impermeable materials such as foil, plastic plates, paper, etc.

optional:

- vacuum plate „micropor“ fine-pored **VC 02-VD-MP**
- vacuum plate „micropor“ large-pored **VC 02-VD-MPG**

RP 2.2

Equipment



VR 280-HD

Reinforced squeegee arm

- total length 280 mm
- with reinforced bracket at printing squeegee arm

Use: for bigger squeegee width or prints in the front area of the machine



DA 1500

Extended horizontal printing axis

- total length 1500 mm (outer dimension)

Use: for additional moving range during flat or rotary printing

max. screen length flat printing: approx. 1120 mm (using FS 01, FS 01-VK, FS 01-R)

Special length on request



AE 30

Slotted end cap

- right end cap with additional slot for reference sensor
- additional moving range of 30 mm

Use: for additional moving range during flat or rotary printing




HA 970

Extended vertical axis

- length of vertical axis 970 mm (only profile)

Use: for printing on high components or more space between screen and component

max. distance: approx. 620 mm (screen to machine foot) /
approx. 590 mm (screen to adjustment table KO 03)



TT 01

Pneumatic turning table

- 2 positions / 180° (forward / backward)
- diameter D = 700 mm
- automatic start by foot switch (printing cycle)

Use: removing component when the other get printed (only for small parts)

RP 2.2

Special versions



Screen printing machine RP 2.2 „portal version“
for automated flat printing, externally controllable
(START / STOP), electric system in separated control cabinet,
without machine foot, equipped with:

- **PR 01** pneumatic squeegee mechanism with programable printing axis
- **FS 01-R** adjustable side screen holders mounted on moveable rotary printing carriage

Use: for integration in an automated production line

perfect prints on objects