

SEFAR® PET 1500



Product description

SEFAR® PET 1500 the most comprehensive range of screen printing mesh for an efficient and reproducible stencil production. It meets all the requirements for detail reproduction, homogeneity of face printing, print run consistency and registration accuracy in multi-color printing. The special SEFAR® PET 1500 surface treatment aims to improve adhesion, good wettability and good antistatic properties. These features allow a high quality and efficient processing of all commercially available screen printing systems.

SEFAR® PET 1500

Mesh number	Mesh count [cm]	Mesh count [inch]	Thread diameter nominal [µm]	Weave	Tolerance of mesh count [± n/cm]	Mesh opening [µm]	Open area [%]	Mesh thickness (woven) [µm]	Tolerance of mesh thickness [± µm]	Theoretical ink volume [cm ³ /m ²]
190/480-31 TW	190	480	31	2:2	5.0	16	9	54	3	5
180/460-31 TW	180	460	31	2:2	4.5	23	17	54	3	9
180/460-27 PW	180	460	27	1:1	4.5	22	16	42	3	7
165/420-34 TW	165	420	34	2:2	4.0	23	14	60	3	9
165/420-31 PW	165	420	31	1:1	4.0	23	14	47	3	7
165/420-27 PW	165	420	27	1:1	4.0	29	23	42	3	10
150/380-34 TW	150	380	34	2:1	4.0	26	15	59	3	9
150/380-34 PW	150	380	34	1:1	4.0	23	12	54	3	6
150/380-31 PW	150	380	31	1:1	4.0	32	23	45	3	10
150/380-27 PW	150	380	27	1:1	4.0	36	29	41	3	12
140/355-34 TW	140	355	34	2:1	3.5	32	20	59	3	12
140/355-34 PW	140	355	34	1:1	3.5	31	19	52	3	10
140/355-31 PW	140	355	31	1:1	3.5	36	25	46	3	12
130/330-34 PW	130	330	34	1:1	3.5	40	27	53	3	14
120/305-40 PW	120	305	40	1:1	3.0	37	20	62	4	12
120/305-34 PW	120	305	34	1:1	3.0	43	27	53	3	14
120/305-31 PW	120	305	31	1:1	3.0	49	35	46	3	16
110/280-40 PW	110	280	40	1:1	3.0	47	27	64	4	17
110/280-34 PW	110	280	34	1:1	3.0	54	35	53	3	19
100/255-40 PW	100	255	40	1:1	2.5	57	32	62	4	20
95/240-40-PW	95	240	40	1:1	2.5	62	35	62	4	22
90/230-48 PW	90	230	48	1:1	2.5	55	25	76	4	19
90/230-40 PW	90	230	40	1:1	2.5	68	37	61	4	23
77/195-55 PW	77	195	55	1:1	2.0	67	27	84	5	22
77/195-48 PW	77	195	48	1:1	2.0	77	35	78	4	27
71/180-55 PW	71	180	55	1:1	2.0	79	31	89	5	28
68/175-64 PW	68	175	64	1:1	1.5	78	28	98	5	28
68/175-55 PW	68	175	55	1:1	1.5	85	33	86	5	29
61/156-70 PW	61	156	70	1:1	1.5	86	28	109	6	30
61/156-64 PW	61	156	64	1:1	1.5	90	30	100	5	30
54/137-70 PW	54	137	70	1:1	1.5	109	35	109	6	38
54/137-64 PW	54	137	64	1:1	1.5	115	39	100	5	39

Subject to change without notice.

SEFAR® PET 1500



SEFAR® PET 1500										
Mesh number	Mesh count [cm]	Mesh count [inch]	Thread diameter nominal [µm]	Weave	Tolerance of mesh count [± n/cm]	Mesh opening [µm]	Open area [%]	Mesh thickness (woven) [µm]	Tolerance of mesh thickness [± µm]	Theoretical ink volume [cm ³ /m ²]
51/131-70 PW	51	131	70	1:1	1.5	121	38	109	6	42
48/123-80 PW	48	123	80	1:1	1.2	122	34	124	7	43
48/123-70 PW	48	123	70	1:1	1.2	133	41	114	6	47
48/123-55 PW	48	123	55	1:1	1.2	151	53	88	5	46
43/110-80 PW	43	110	80	1:1	1.2	149	41	130	7	53
40/103-80 PW	40	103	80	1:1	1.2	166	44	132	7	58
36/92-100 PW	36	92	100	1:1	1.2	174	39	163	9	64
36/92-90 PW	36	92	90	1:1	1.2	183	43	144	8	62
32/83-120 PW	32	83	120	1:1	1.2	191	37	210	11	78
32/83-100 PW	32	83	100	1:1	1.2	209	45	163	9	73
32/83-70 PW	32	83	70	1:1	1.2	240	59	116	6	68
30/76-120 PW	30	76	120	1:1	1.2	211	40	211	11	85
27/70-140 PW	27	70	140	1:1	1.0	222	36	245	13	88
27/70-120 PW	27	70	120	1:1	1.0	249	45	206	11	93
24/60-140 PW	24	60	140	1:1	1.0	270	42	248	13	104
24/60-120 PW	24	60	120	1:1	1.0	294	50	210	11	105
21/54-140 PW	21	54	140	1:1	1.0	333	49	255	13	125
18/45-180 PW	18	45	180	1:1	1.0	375	46	332	17	151
15/40-250 PW	15	40	250	1:1	1.0	417	39	415	21	162
15/40-200 PW	15	40	200	1:1	1.0	465	49	354	18	172
12/30-140 PW	12	30	140	1:1	1.0	688	68	267	14	182
10/25-350 PW	10	25	350	1:1	1.0	643	41	621	32	257
10/25-260 PW	10	25	260	1:1	1.0	740	55	470	24	257
8/20-300 PW	8	20	300	1:1	1.0	950	58	560	28	323

Subject to change without notice.

Roll lengths

Identification of sales roll	Roll length including tolerance
4AT120034P158Y0D	25 m +/-2,5 m
4AT120034P158Y0F	40 m +30 m/-12,4 m
4AT120034P158Y0G	50 m +/-5 m
4AT120034P158Y0L	15 m +7,4 m/-10 m



SEFAR® PET 1500 OSC (One side calendered)

Mesh number	Mesh count [cm]	Mesh count [inch]	Thread diameter nominal [µm]	Weave	Tolerance of mesh count [± n/cm]	Mesh opening [µm]	Open area [%]	Mesh thickness (woven) [µm]	Tolerance of mesh thickness [± µm]	Theoretical ink volume [cm ³ / m ²]
165/420-34 TW OSC	165	420	34	2:2	4.0	19	10	56	2	6

Subject to change without notice.


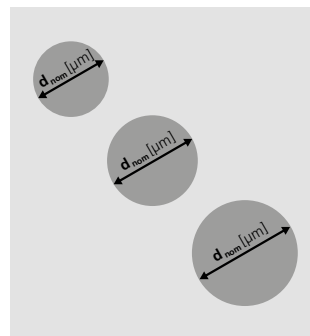
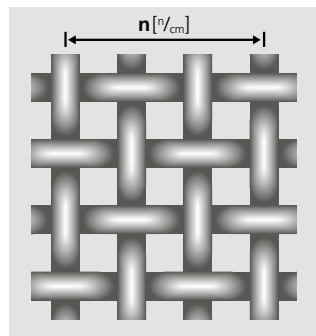
Roll lengths

Identification of sales roll	Roll length including tolerance
4AT120034P158Y0D	25 m +/-2,5 m
4AT120034P158Y0F	40 m +30 m/-12,4 m
4AT120034P158Y0G	50 m +/-5 m
4AT120034P158Y0L	15 m +7,4 m/-10 m



Definitions

150/380-31 W PW
 150/380-31 W PW
 150/380-31 W PW
 150/380-31 W PW
 150/380-31 W PW

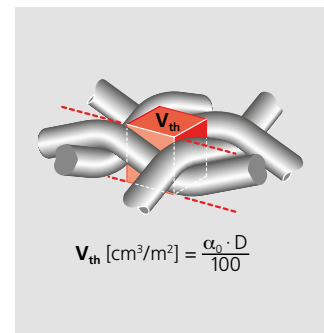
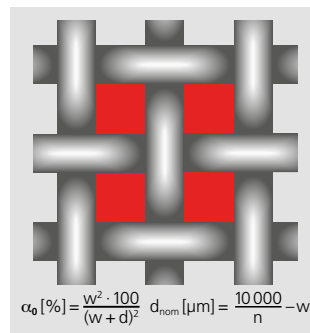
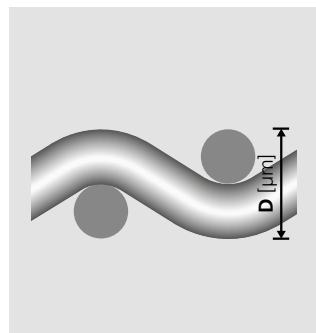
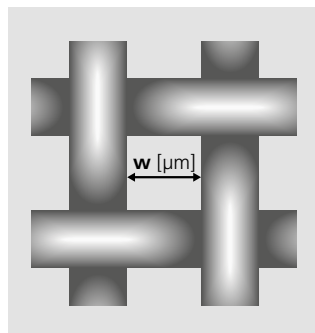


Mesh number
 Mesh count n_{cm} 150/380-31 W PW
 Mesh count n_{inch} 150/380-31 W PW
 Thread- \varnothing d_{nom} 150/380-31 W PW
 Mesh color 150/380-31 W PW
 Type of weave 150/380-31 W PW
 (white = W, yellow = Y)

Mesh count n [$1/cm$]
 The mesh count n stands for the number of threads per cm or inch. The tolerance is the defined range of the statistically ascertained mean values of mesh counts.

Thread diameter nominal d_{nom} [μm]
 The diameter d_{nom} is measured on the thread before weaving.

Weave
 The type of weave is either **PW** (plain weave 1:1) or **TW** (twill weave 2:1, 2:2)



Mesh opening w [μm]
 The mesh opening w is the distance between two adjacent warp or weft threads.

Mesh thickness D [μm]
 The mesh thickness D is measured according to ISO 5084. The tolerance is the defined range of the statistically ascertained mean values of mesh thickness.

Percentage of open area α_o [%]
 The percentage of open area α_o is the sum of all mesh opening areas expressed as a percentage of the total screen area. It is calculated from the mean value of mesh openings and the actual diameter of the threads.

Theoretical ink volume V_{th} [cm^3/m^2]
 The theoretical ink volume V_{th} is calculated from the mesh thickness D and the percentage of open area α_o .

The abbreviations correspond with DIN Norm 16 611. All values correspond to unstretched mesh.

Note
 The product data stated here and our advice on application technology, in verbal and written form and on the basis of tests and experiments, are provided to the best of our knowledge and belief; however, this information must be regarded as non-binding. It is based on our current knowledge and experience, and on standardized process and test conditions as per DIN standards 16610 / 16611 / 53804 and ISO 13934-1 / 5084. As many variations may occur due to each specific application, we are unable to provide an overall assessment regarding the range of fluctuations for processes and follow-up processes (i.e. parameters, interactions with materials and machines used, and chemical reactions). For this reason, the parameters we recommend should be understood merely as values for guidance purposes. All the illustrations, descriptions, data, diagrams and tables, etc., shown here may change without prior notice, and they do not represent the contractually agreed characteristics of the product. It is impossible for us to have control over the post-processing of our products, so the user is solely responsible in this regard.
 Our products are sold and distributed in accordance with the latest version of our General Terms and Conditions of Sale and Delivery.



Sefar AG
 Hinterbissaustrasse 12
 CH-9410 Heiden
 Phone +41 71 898 57 00
 Fax +41 71 898 57 21
 printing@sefar.com
 www.sefar.com